

# ABSTRACT SERIES

This design is reminiscent of the most subtle and refined version of abstract art. Perfect for highlighting surfaces, this a shade that will bring out the inner aesthete within you and will make you admire it in a new way each time.

# 03


SHADES

F  
U  
L  
L  
S  
H  
E  
E  
T




# ENVITECT


ALUMINIUM COMPOSITE PANELS













# VELVET SERIES

This design is reminiscent of the most subtle and refined version of abstract art. Perfect for highlighting surfaces, this a shade that will bring out the inner aesthete within you and will make you admire it in a new way each time.

**03**  
SHADES


FULL  
SHEET




**ENVITECT**

ALUMINIUM COMPOSITE PANELS

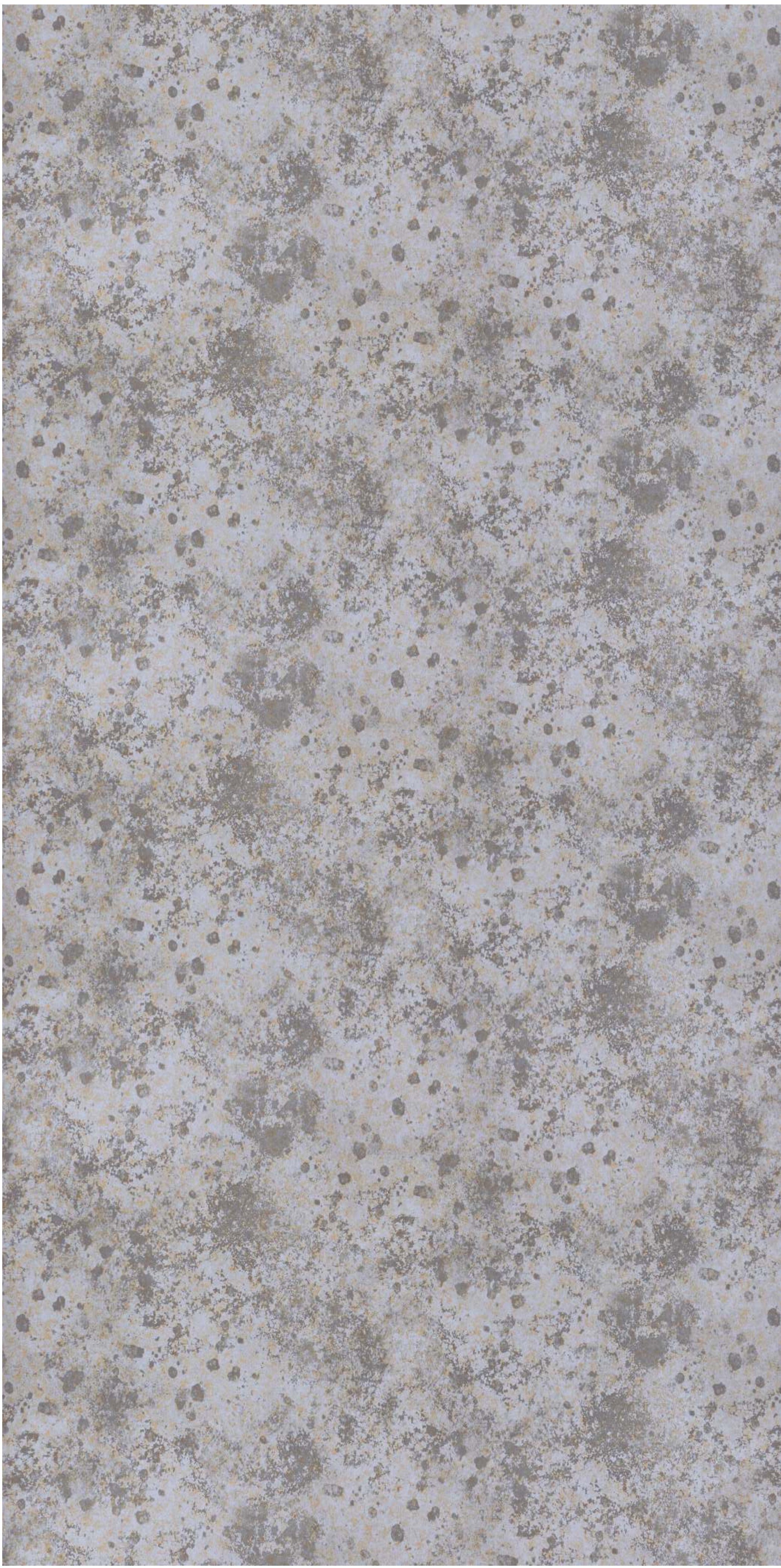















# WOODEN SERIES

For an eye-catching yet composed look, this is an ideal choice for wall cladding. Its design is inspired by natural textures, and perfectly complements the grandeur of vertical lines in your private spaces, adding a touch of sophistication to your elevation.

**17**  
SHADES




F  
L  
L  
E  
T  
S  
H  
E  
E  
T



**ENVITECT**  
ALUMINIUM COMPOSITE PANELS





































Design No


**EC-110**

PEWTER PINE

[www.envitect.com](http://www.envitect.com)
































Design No

**EC-124**

**DARK OAK**

[www.envitect.com](http://www.envitect.com)









# MARBLE AND STONE SERIES

Immerse yourself in the allure of mesmerizing marble and stones that imbue each piece with its own unique character. Designs infusing your spaces, signage and facade with an unparalleled sense of euphoria.

**08**  
SHADES



F  
L  
L  
E  
T  
  
S  
H  
E  
E  
T




**ENVITECT**

ALUMINIUM COMPOSITE PANELS














Design No

**EC-115**

ITALIAN BLACK

[www.envitect.com](http://www.envitect.com)

























# SILK SERIES

With their soft and inviting hues, This colour adds serenity and calmness to any facade. the touch and feel create an inviting and cosy atmosphere that will leave a lasting impression.

**03**  
SHADES



**ENVITECT**  
ALUMINIUM COMPOSITE PANELS





Design No

**EC-501**

Silk Grey

[www.envitect.com](http://www.envitect.com)







Design No

**EC-502**

Slate Grey

[www.envitect.com](http://www.envitect.com)









# SILIKA SERIES

A range of elegant shades inspired by the tranquil hues of flowing water. From light and airy greys to deep, smoky tones, these elegant overlays add a calming essence of the sand into your upcoming projects with River Slit!

**03**  
SHADES

FULL  
SHEET



**ENVITECT**

ALUMINIUM COMPOSITE PANELS







